



Smart Wi-Fi Light Switch, Dimmer



HS220



Brightness
Control



Remote
Control



Scheduling



No Hub
Required

Highlights

Smart Dimming

After easily installing your switch according to the in-app guide, adjust your home's brightness freely using the Kasa Smart app, built-in dimmer buttons, and voice commands via Alexa or Google Assistant. Control your switch from anywhere, anytime with Schedule, Timer, and Group Control. Slowly fade your children's bedroom lights at night with "Gentle Off".



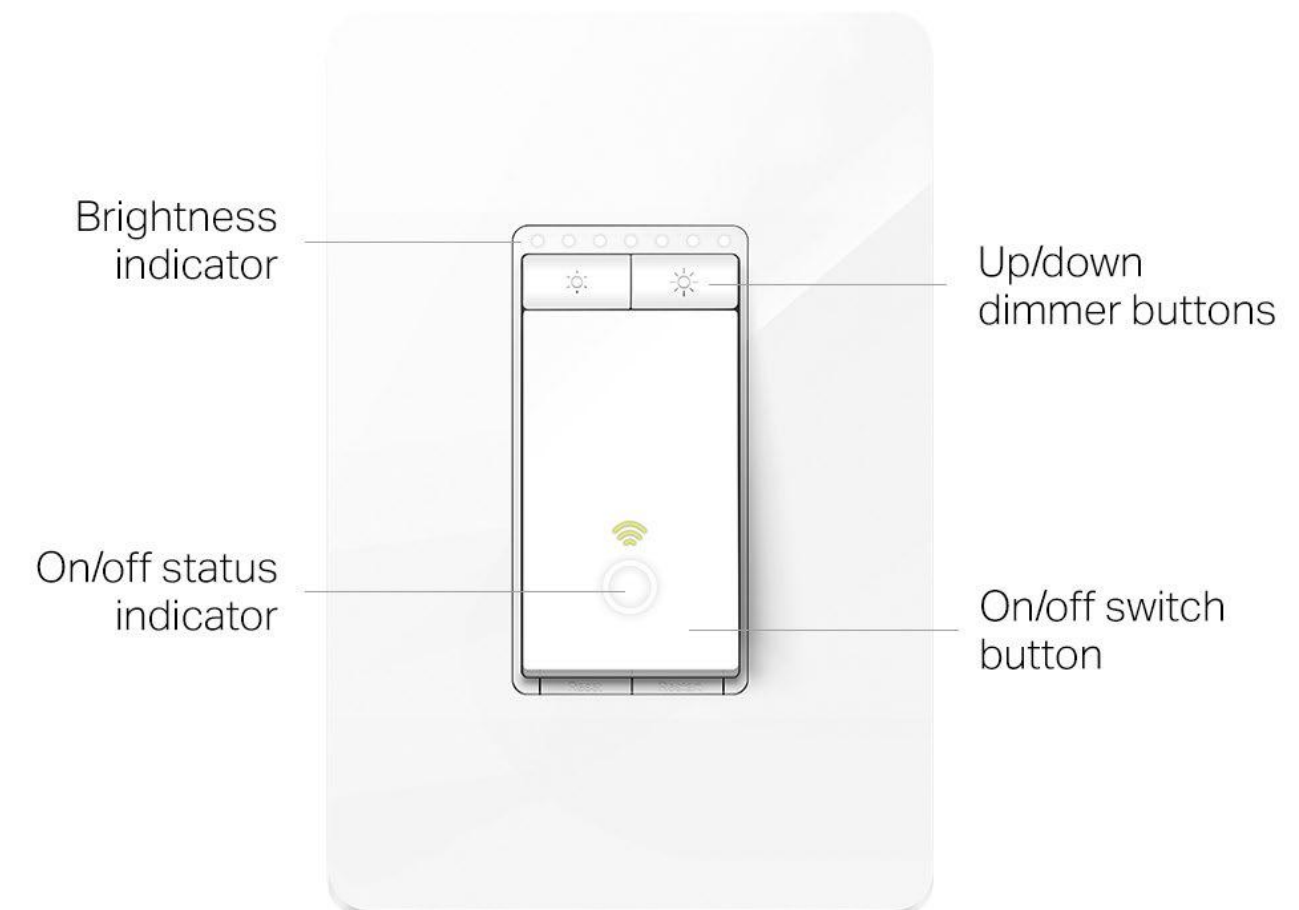
Phone not included;
Works with iOS and Android

Notes:

- Requires neutral wire connection.
- Works with dimmable LED and incandescent lighting.
- The app screen depicted is for visual reference only and does not necessarily represent actual product operation or app appearance.

Intuitive Design

Smart Wi-Fi Dimmer is easy to use. A quick tap of the switch toggles lighting to the previous level. Built-in up & down dimmer buttons and brightness level indicator let you fine tune lighting to match your mood or activity.



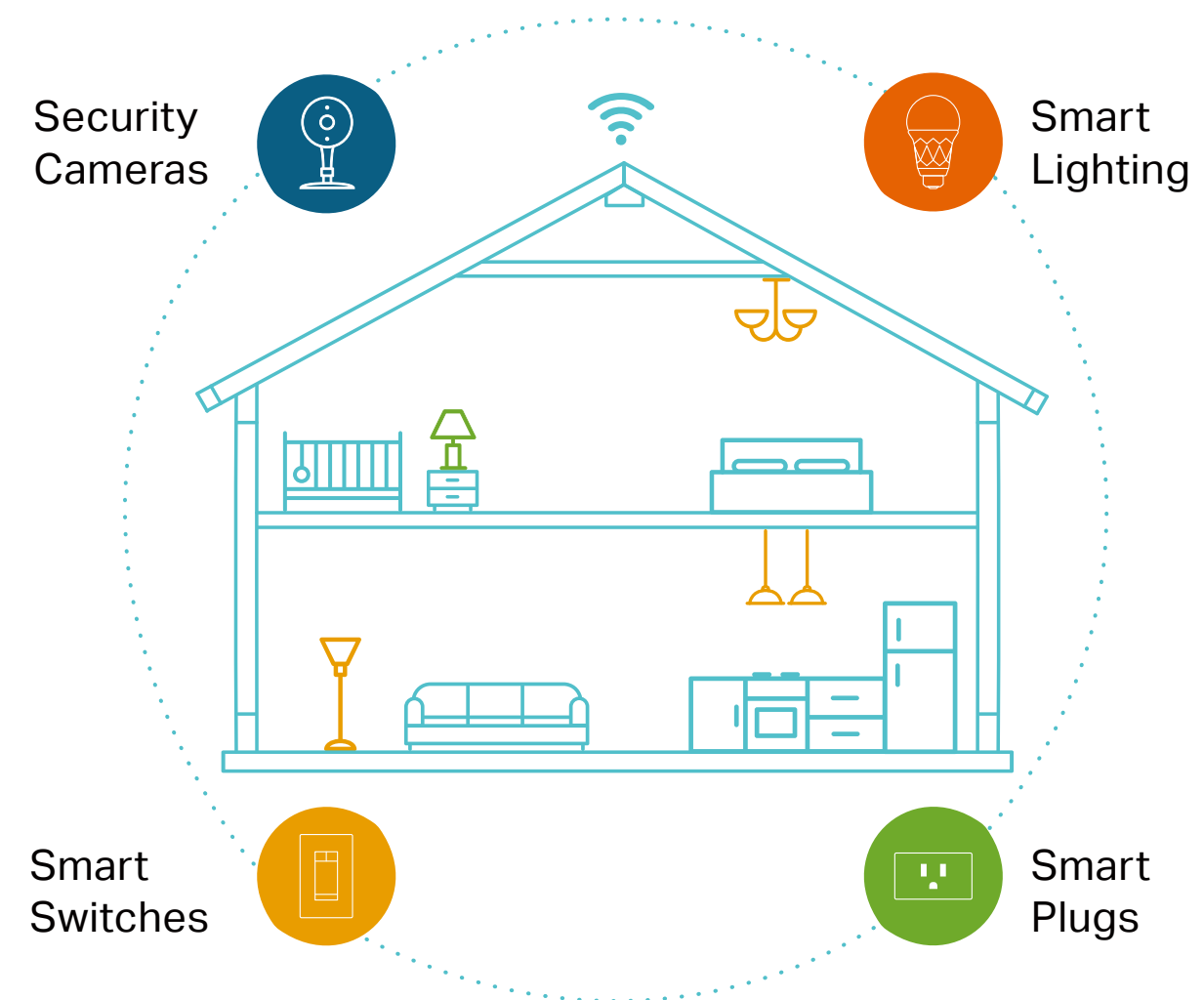
Hands-free Voice Control

Connect your Smart Wi-Fi Dimmer with Amazon Alexa, Google Home, or Samsung SmartThings, and adjust lighting levels hands-free using only your voice.



Your Home. One App.

The Smart Wi-Fi Dimmer is part of the Kasa smart home family of devices including plugs, cameras, switches and more. With Kasa, your home is never more than a few taps away.



Features



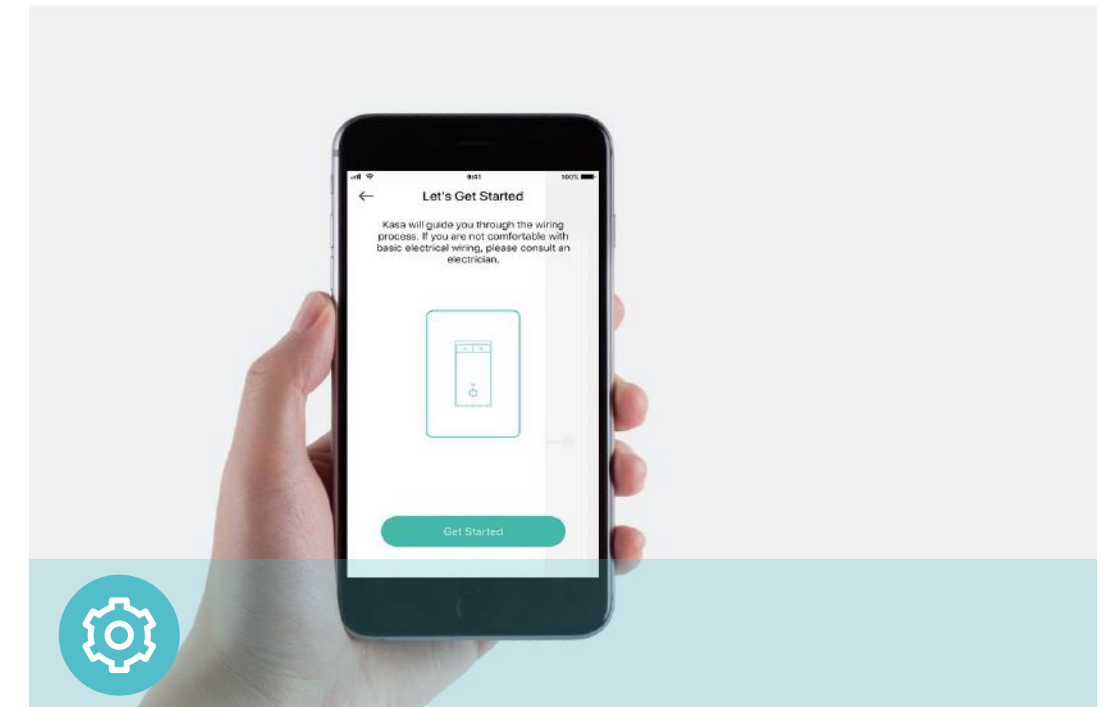
Ease to Use

- **Brightness Control** – Control the brightness of your lights to set the perfect ambiance for any activity.
- **Anywhere and Anytime** – Set up your dimmer and control it from anywhere with the free Kasa Smart app.
- **Scheduling** – Set lights to automatically turn on and off throughout the day or night whether you're home or away.



Plays well with Others

- **Hands-Free Voice Control** – Set lighting levels using the leading voice assistants such as Amazon Alexa and Google Assistant.
- **Works with SmartThings** – Control and manage your Kasa devices with SmartThings



Easy to Install

- **Upgrade your Light Switch** – Designed to easily replace traditional light switches (single-pole only).
- **Guided Installation** – Kasa Smart app provides step-by-step instructions for wiring your new Smart Wi-Fi Dimmer.
- **No Hub Required** – Easily connect directly to your secured home Wi-Fi network.

Specifications

Electrical

- Input Voltage: 120VAC 60Hz
- Output Voltage: Dimmed (120VAC Max)
- Supported Bulb Types:
 - Dimmable LED (MLV) - 150W Max
 - Incandescent - 300W Max
- Dimming Type: Leading Edge Dimming / TRIAC Phase Cut
- * It's also suggested to contact the bulb's Support to check the supported dimming type of the bulb.
- Neutral wire connection required
- Single-Pole switching only (not compatible with 3-way/multi-way switch wiring)

Communication

- Secured home Wi-Fi connection required
- Wi-Fi Protocol: IEEE 802.11b/g/n
- Wi-Fi Frequency: 2.4GHz
- Kasa App System Requirement: iOS 10 or Android 5.0 or higher

General

- Dimensions: 5.06 x 3.33 x 1.77 in. (128.65 x 84.65 x 44.9 mm)
- Weight: 0.30 lb (0.138 kg)
- Indoor Use Only
- For installation in standard electrical wall-box: 2-inch depth minimum
- Buttons: On/Off Switch, Brightness Up/Down, Reset, Restart
- Operating Temperature: 0 °C ~ 40 °C (32°F ~ 104°F)
- Operating Humidity: 10%~90%RH, Non-condensing
- Certifications: FCC, IC, UL, RoHS

Package Contents

- 1 * HS220 Smart Wi-Fi Light Switch, Dimmer
- 1* Wall Plate
- 2* Wire Nuts
- Wire Labels
- Quick Start Guide

Specifications are subject to change without notice. All brands and product names are trademarks or registered trademarks of their respective holders. The Works with SmartThings words and logo are trademarks of Samsung Electronics Co. Ltd.
©2021 TP-Link

www.tp-link.com